

# Moisture and humidity dependence of the above-ground CR neutron intensity

04.05.2020 Jannis Weimar<sup>1</sup>, Markus Köhli<sup>1,2</sup>, Martin Schrön<sup>3</sup> and Ulrich Schmidt<sup>1</sup>


<sup>1</sup> Physikalisches Institut, Heidelberg University, Heidelberg, Germany

<sup>2</sup> Physikalisches Institut, University of Bonn, Bonn, Germany

<sup>3</sup> Helmholtz Centre for Environmental Research - UFZ, Leipzig, Germany



Physikalisches Institut  
Heidelberg University  
Germany



# Cosmic Sense NS > Soil Moisture Measurement by Cosmic-Ray Neutrons

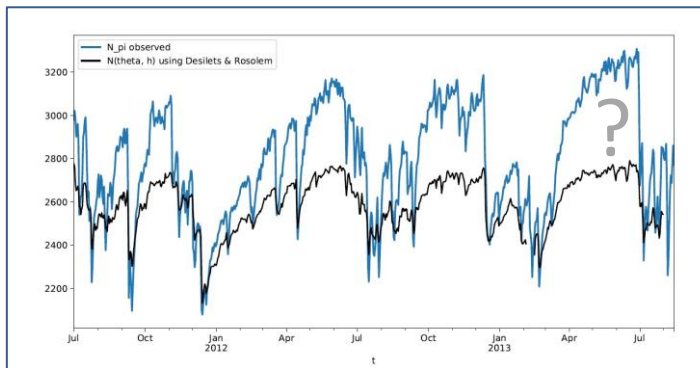
Cosmic-Ray probes can relate the above-ground neutron Intensity to the environmental water content

Current (Desilets\*)  
Method:

$$\theta(N) = \frac{a_0}{\frac{N}{N_0} - a_1} - a_2 \quad (1)$$

Hyperbola with 3 fixed and one detector-specific parameter

However, especially in dry regions this hyperbola underestimates the signal strength. Many attempts to re-parametrize the Hyperbola lead to a series of site-specific calibration sets.

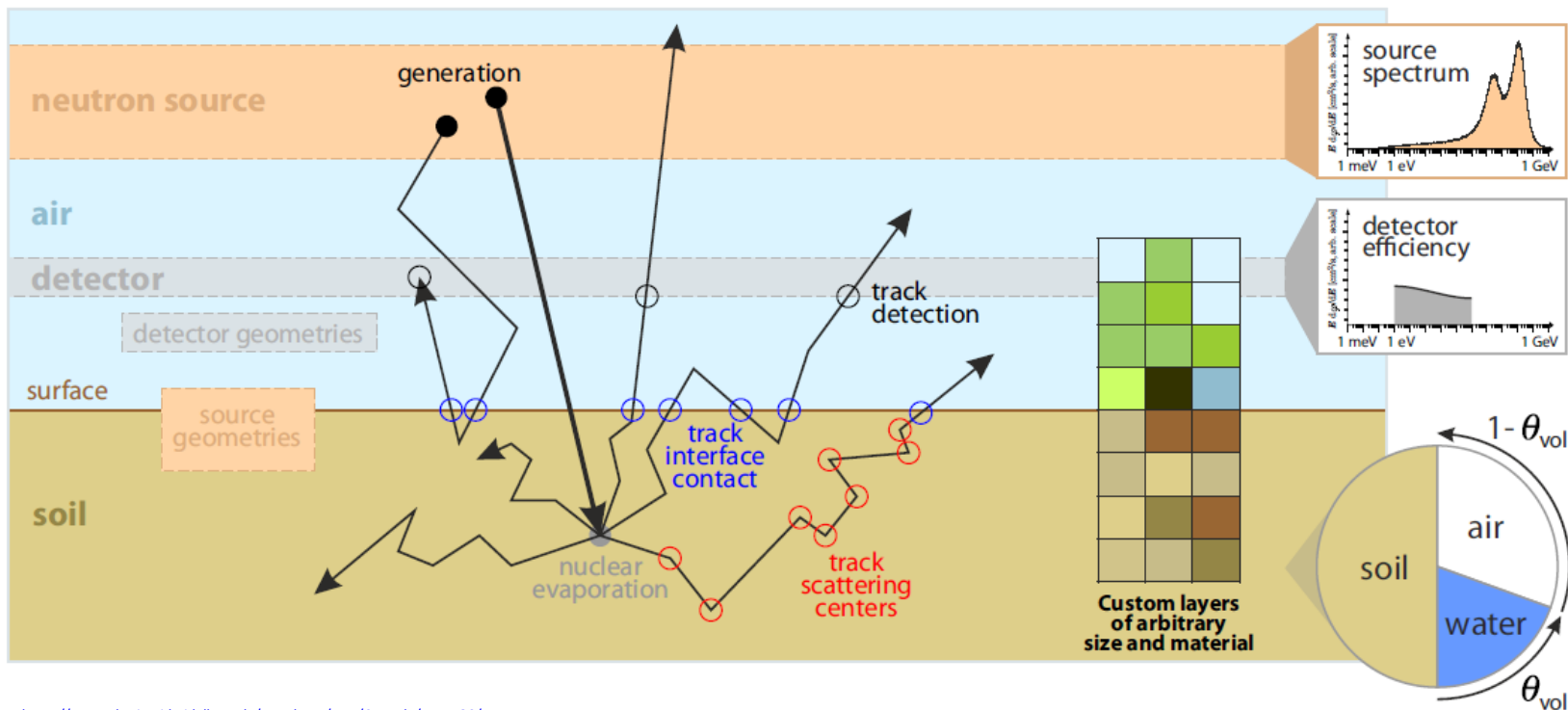


Time series from Santa Rita, US, provided by T. Franz



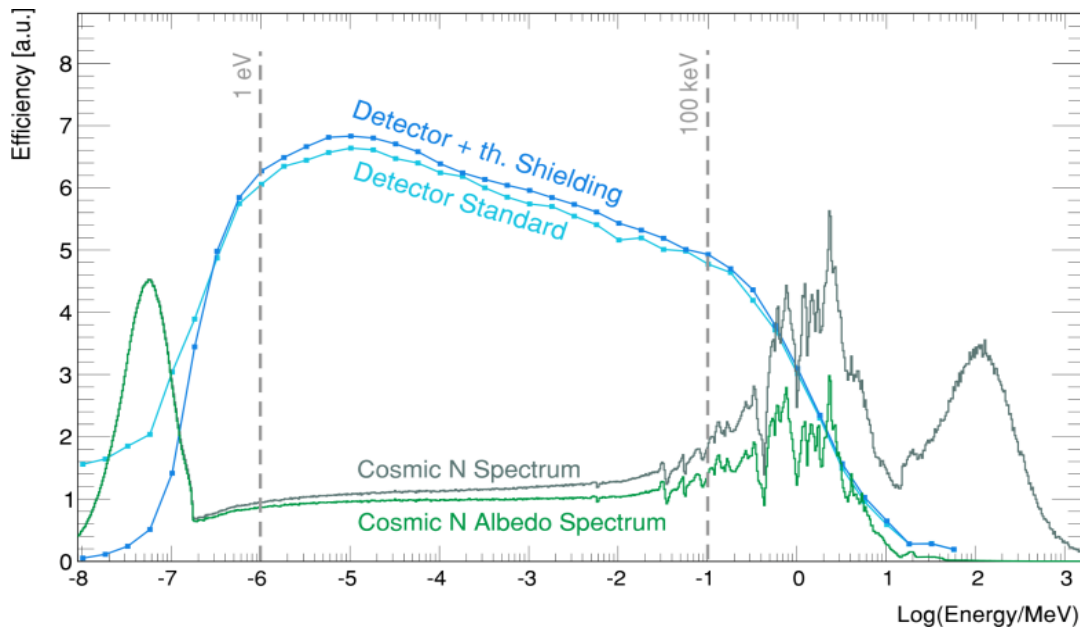
CRNS probe installed at a height of 1-2 m with its exponentially decreasing footprint. Cosmic-Ray Neutrons are generated in air and soil which leads to the prominent CR spectrum with its 3 peaks.

The simulation toolkits used in this study are MCNP 6.2 and URANOS. The air medium consists of 78% nitrogen, 21% oxygen and 1% argon usually at a pressure of 1020 mbar. The soil consists of 50%Vol solids and a scalable amount of H<sub>2</sub>O. The solid domain is comprised of 75%Vol SiO<sub>2</sub> and 25%Vol Al<sub>2</sub>O<sub>3</sub> at a compound density of 2.86 g/cm<sup>3</sup>. The input spectrum used in this work relies on the cosmic-ray propagation models by Sato et al.

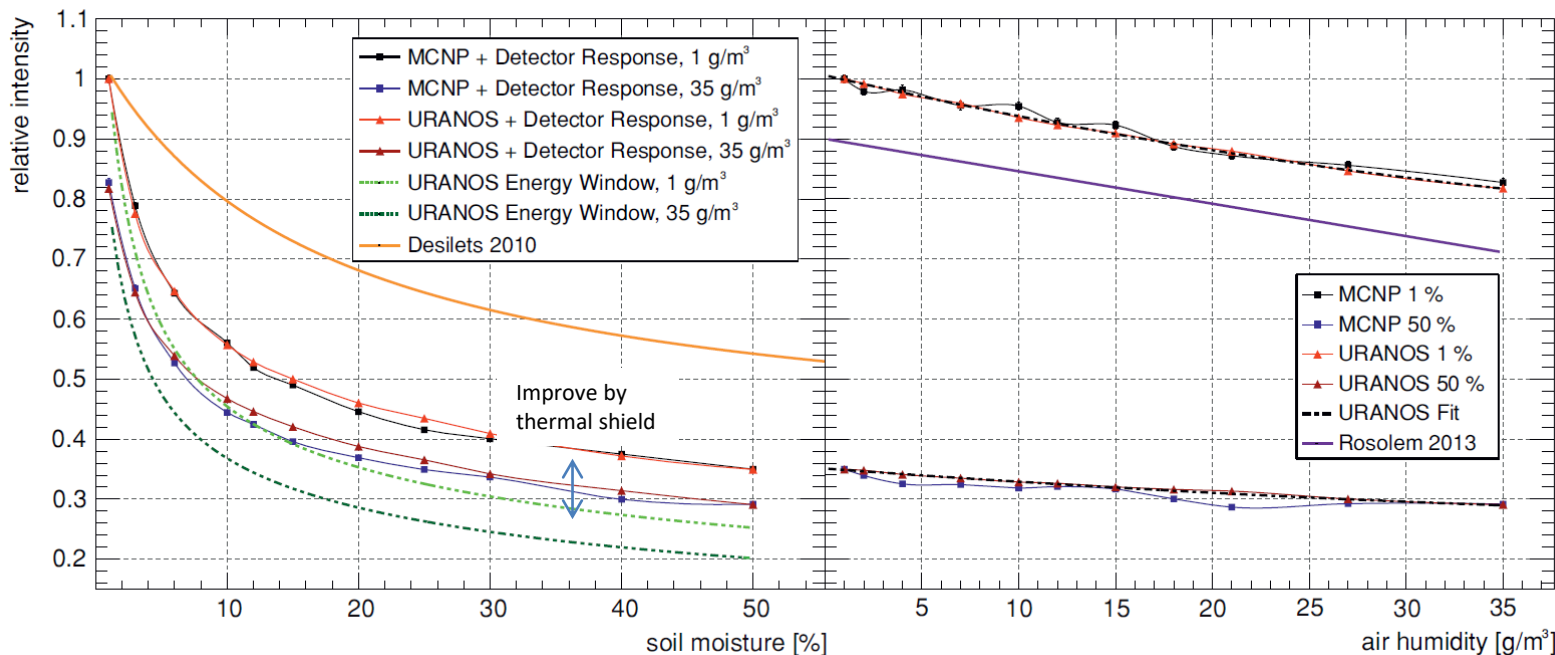


# NS > Detector Response Function

Simulations for the neutron response of commonly used CRNS detectors show that the energy window of highest response ranges from 0.1 eV to  $10^6$  eV and peaks between 1 eV and 10 eV. A significant fraction of neutrons are contributing to the sensor signal below and above the hitherto accepted range of ( $10^2$  to  $10^4$ ) eV. Contributions by thermal neutrons contribute up to 20 % to the sensor signal. Yet, the footprint of thermal neutrons is much smaller and they are subject to near-field effect. A thermal neutron shield can suppress this contribution.



Cosmic-ray neutron spectrum above dry ground. Three distinct peaks can be observed, which correspond to three physical processes. High-energy neutrons are generated in cascades in the upper atmosphere with energies up to several GeV. By interaction with atoms in the air or ground evaporation neutrons are emitted with energies around 1 MeV. Finally, by elastic scattering neutrons are slowed down until they are in thermal equilibrium with their environment. The total spectrum (black outline) is separated into one part, which comprises albedo neutrons that have probed the soil (green), and the incoming fraction.



The simulation results show that using fixed upper and lower boundaries for scoring the neutron flux (energy window) the intensity scaling as a function of soil moisture is significantly higher. While the latter reduces the intensity by approximately 75 %, using a detector response function reduces the measured flux by 65 %.

For humid compared to dry air the maximum achievable count rate is reduced by 20 %. This quantitatively agrees with Rosolem et al. (2013) who studied the change from dry to 22 g/m<sup>3</sup>. However, a strictly linear relationship for water vapor cannot be verified. The presented reduction rate of 0.0054 per gram air humidity seems to hold only for dry conditions.

# NS > Revision of the Intensity Relation

We call the intensity equation derived from our simulations **UTS (Universal Transport Solution)**

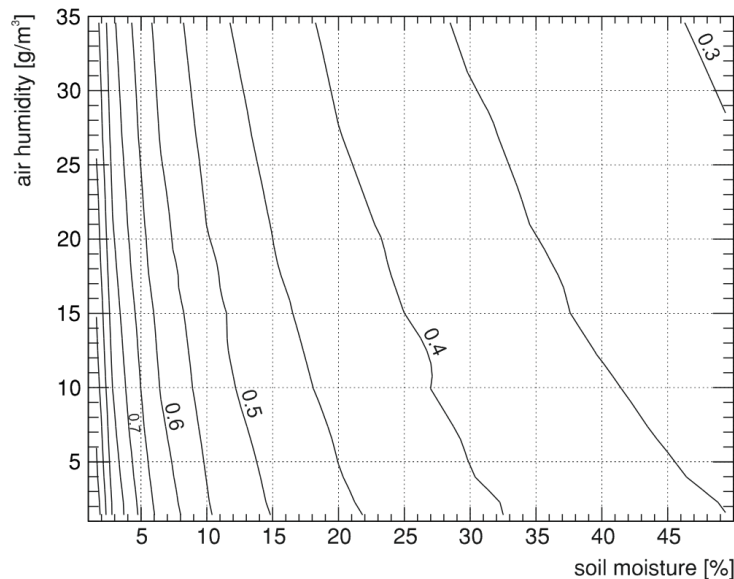
In order to apply it to soil moisture retrieval it has to be inverted numerically

$$I(\theta, h) = \frac{p_1 + p_2\theta}{p_1 + \theta} (p_0 + p_6h + p_7h^2) + \exp(-p_3\theta) (p_4 + p_5h)$$

2-parameter hyperbola

exponential addition

humidity correction



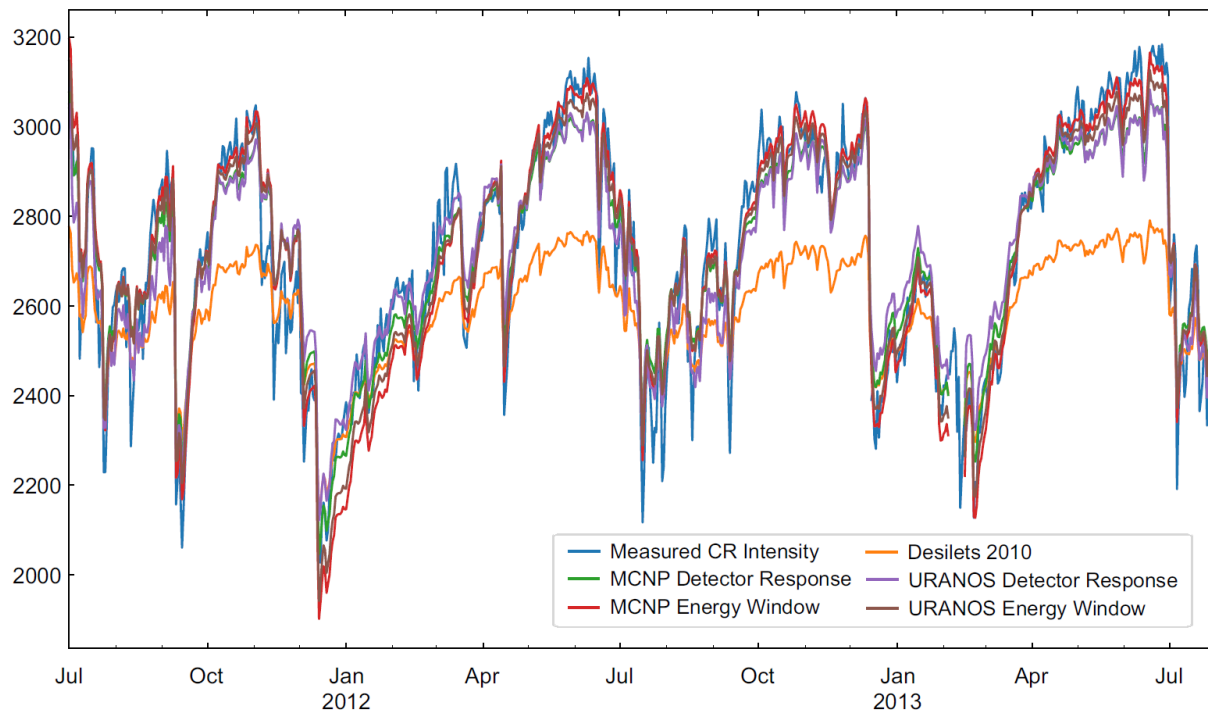
The major outcome of this study is that the Desilets equation is far not steep enough to describe especially measurements in dry regions. The hyperbolic characteristics reflects well local gradients, which is the reason why different parameterisations of this equation led to site-specific solutions. However, in different studies typical calibration plots indicate a more steep relation. Especially when tuned to rather moist conditions the gradient from the Desilets equation is able to follow the simulations over a broad range of the variable space. The reason is that the solution for the above-ground neutron flux, can require an additional exponential term, which leverages the intensity changes especially for dry conditions. First, air humidity corrections are non-linear, yet the relative changes can be linearized, and second, the intensity scaling is much steeper than until now assumed based on the Desilets equation.

Fig:

Above-ground neutron intensity as a function of air humidity and soil moisture simulated by URANOS applying a simulated detector response function



# NS > Experimental Verification



The Santa Rita Experimental Range offers large variations in soil moisture and air humidity. The intensity measured by the neutron counter with a 24-h running average is shown in blue. Soil moisture from the TDT network has been converted to neutron intensity using different approaches. In comparison to the Desilets equation (1) with the water vapor correction (Rosolem et al., 2013) (orange) the UTS-formula presented in this work performs significantly better. The detector response simulations show a lower absolute intensity change than the energy window parameterizations, which in some cases fit slightly better to the data. The sharp spikes originate from air humidity variations, which are also better described by the approach of this work than the hitherto existing one.

- A new **CRNS intensity function** found by **understanding the contributions and improving the corrections of CR neutrons to the signal.**

The **UTS** function for soil moisture and humidity:

$$I(\theta, h) = \frac{p_1 + p_2\theta}{p_1 + \theta} (p_0 + p_6h + p_7h^2) + \exp(-p_3\theta) (p_4 + p_5h)$$

- **First data blind validation very successful**
- Thermal shields can significantly improve the signal response

